



*yo yo paper flowers*


1. Print template.



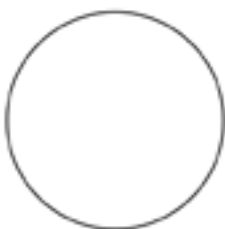
2. Trace onto backside of patterned papers. Cut or tear paper circles, as desired.



3. Lightly crumple.



4. Glue circles together at center.



5. Use a brad, jewel, ribbon, button, etc. to finish center of flower.

